

# Driver Card

To get started with the TrackEnsure ELD, make sure that:

- your device is connected to a power source;
- your device is placed on a dashboard so that it can be viewed by an inspector without entering a truck;
- you are logged in to the application with your personal credentials.

TrackEnsure ELD is compliant with the Federal Motor Carrier Safety Regulations CFR §395.15 and 49 CFR 395.20 et seq.

TrackEnsure ELD is compliant with Section 83 of The Commercial Vehicle Drivers Hours of Service Regulations regarding the use of electronic logging devices.

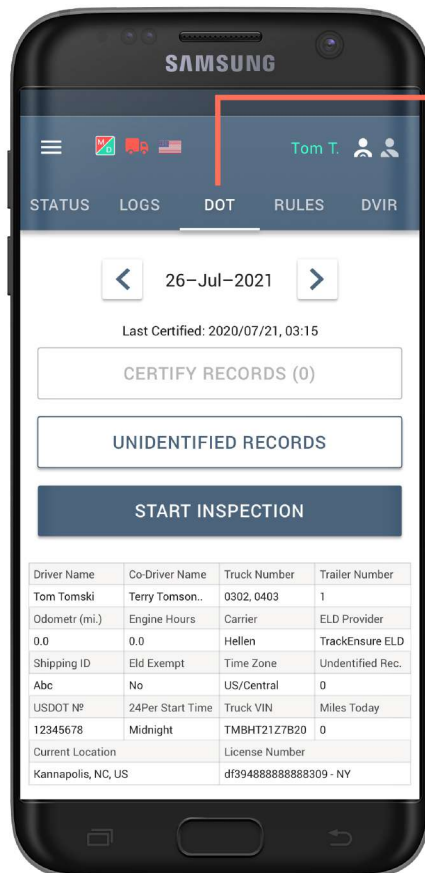


1. Sidebar Menu
2. Malfunction Indicator
3. Connection to Truck ECM
4. Rule Set
5. Current Driver
6. Driver Switch
7. Current Status / Status Switch Wheel
8. HOS Calculator

# Inspection Instruction

## A Driver starts here:

- a **Driver** should tap the DOT Inspect button to open the Inspection menu and pass a device to an Inspector.
- then pass your device to an **Inspector**.



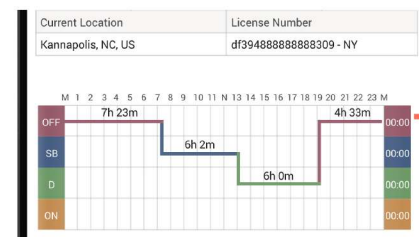
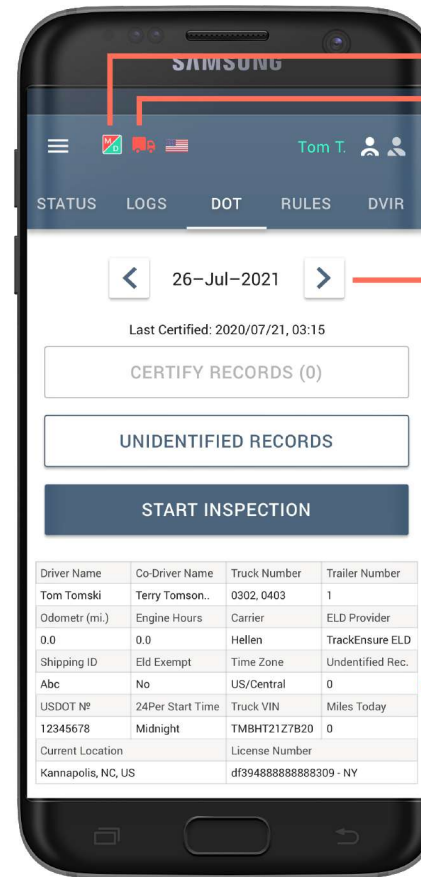
## An Inspector starts here:

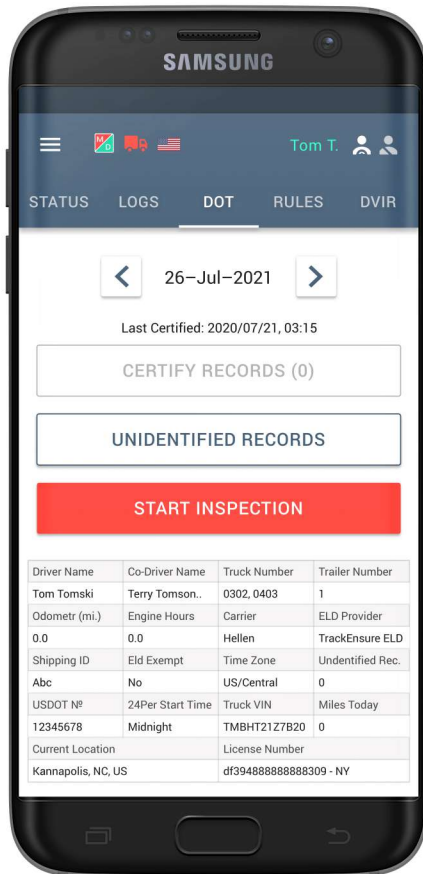
An **Inspector** should pay attention to the following data:

- if there are any malfunctions or data diagnostics issues detected;
- if the truck is connected and the system is in the ELD mode.

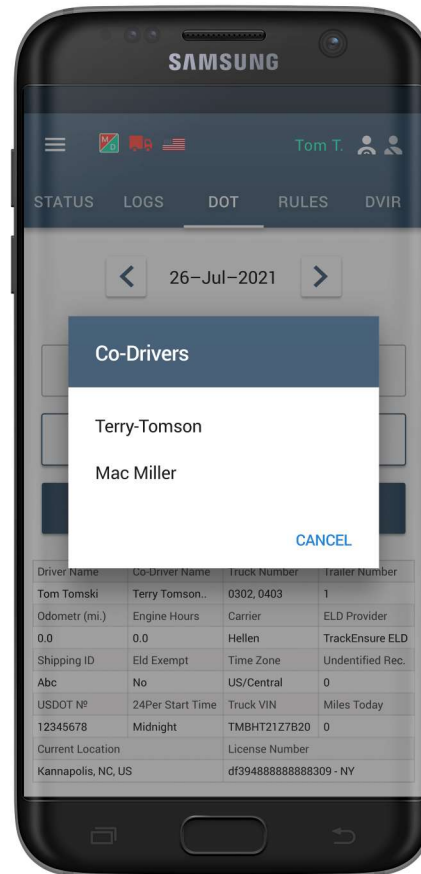
## To start an inspection:

- use < > buttons to choose the date to be inspected;
- check the Log Form that contains all the data regarding a driver, carrier and a vehicle;
- check the Log Graph with the details of all driver's duty status changes during a day.

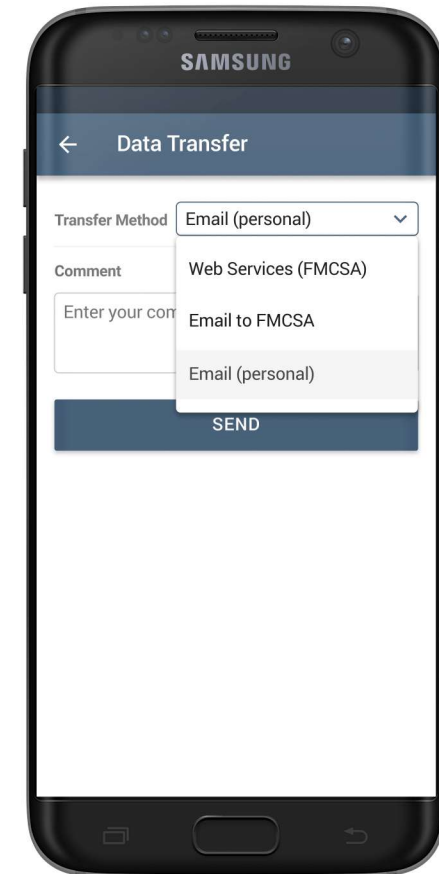




TrackEnsure ELD provides an easy way for authorized officers to inspect your Logs. To send your Logs to safety officials you need to tap Start Inspection.

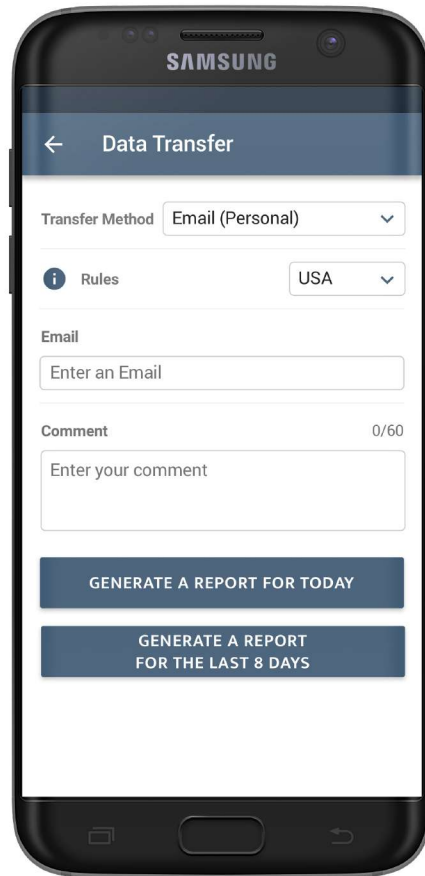


Please, pay attention that here you will see a list of all the co-drivers operating the same truck during the last 8 days period.

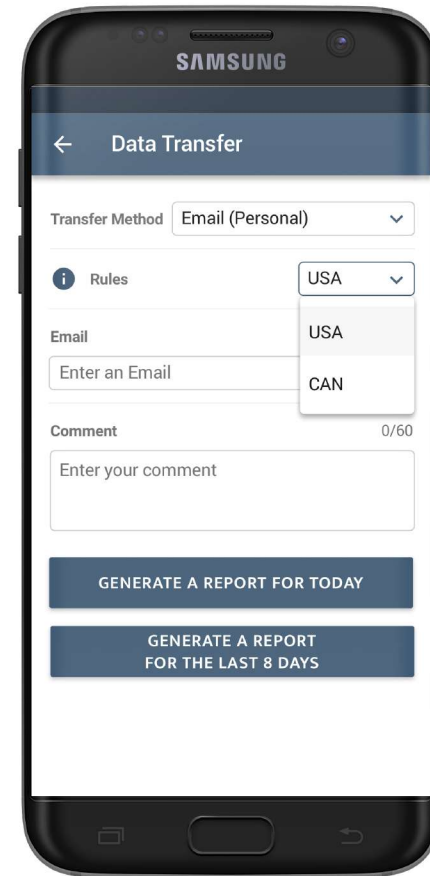


After that you will see 3 data transferring options to choose from:

- send it to the Web Services (FMCSA);
- send it to the FMCSA email;
- send it to the personal email (provided by the inspector).



If you select Email (Personal), you need to select your country (for America it is USA). Then you need to enter the recipient's mailbox.



Here you have two options to send the logs: choosing "Generate Report for Today" or "Generate Report for the last 8 days".